

8

7

6

5

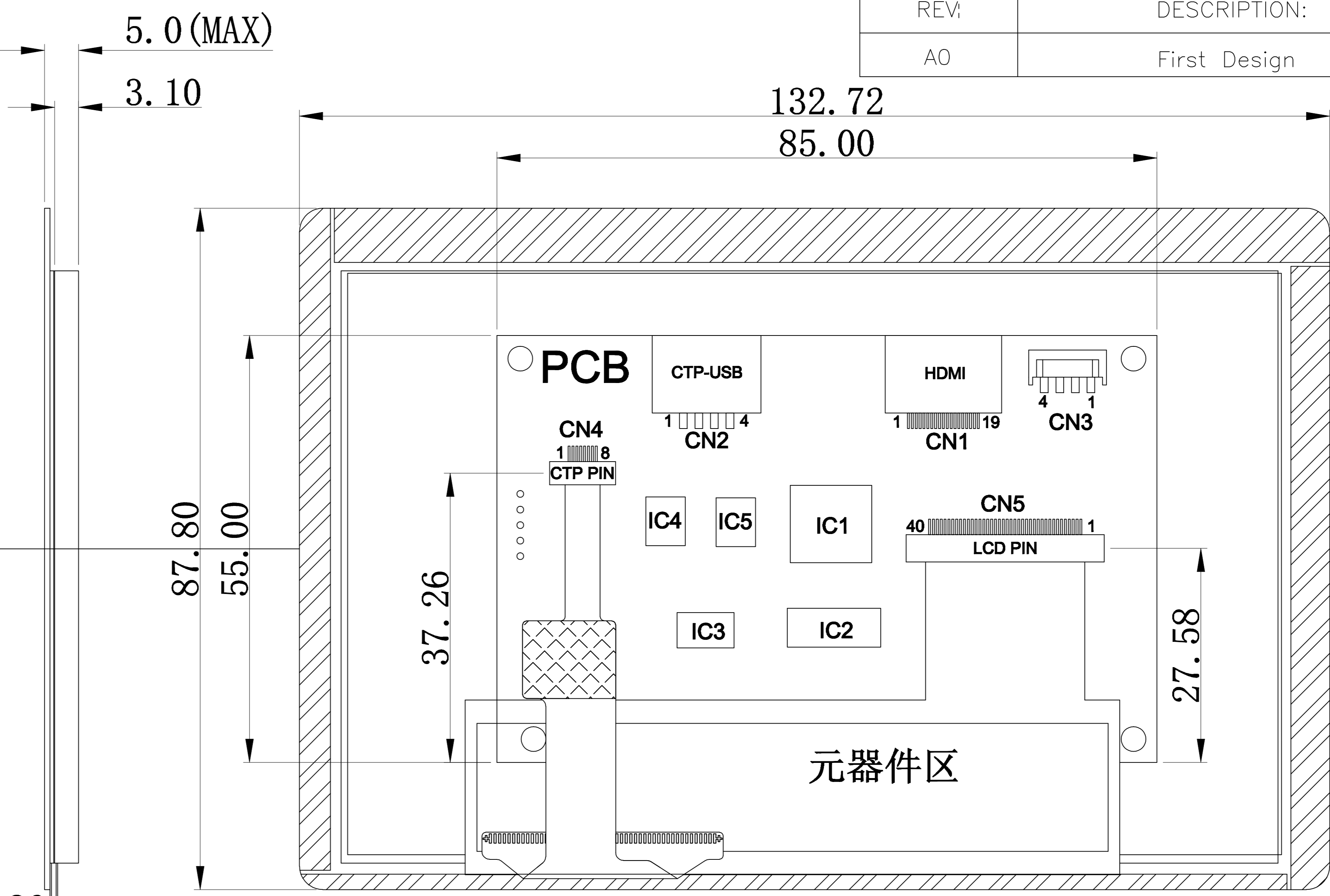
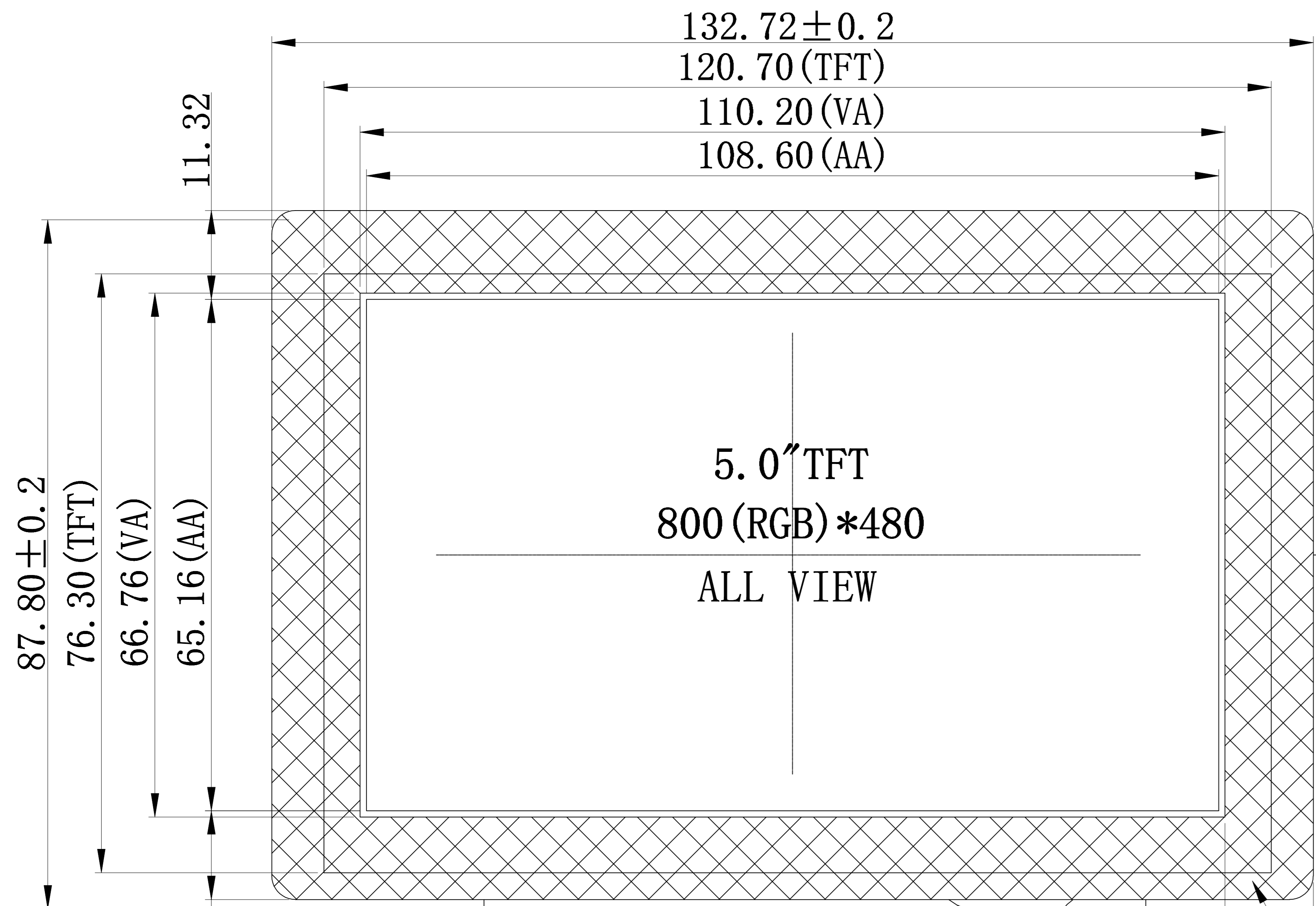
4

3

2

1

REV:	DESCRIPTION:	BY:	DATE:
A0	First Design	JSW	2017-03-21



CN1 (HDMI)

1	RX-D2+
2	GND
3	RX-D2-
4	RX-D1+
5	GND
6	RX-D1-
7	RX-D0+
8	GND
9	RX-D0-
10	RX-DCLK+
11	GND
12	RX-DCLK-
13	CEC
14	NC
15	SCL
16	SDA
17	GND
18	+5V
19	HOT-DET

PCB弯折后视图

CN5 (LCD)

1	LED-K	21	B0
2	LED-A	22	B1
3	GND	23	B2
4	VCC	24	B3
5	R0	25	B4
6	R1	26	B5
7	R2	27	B6
8	R3	28	B7
9	R4	29	GND
10	R5	30	CLK
11	R6	31	DISP
12	R7	32	HS
13	G0	33	VS
14	G1	34	DEN
15	G2	35	NC
16	G3	36	GND
17	G4	37	NC
18	G5	38	NC
19	G6	39	NC
20	G7	40	NC

CN4 (CTP-IN)

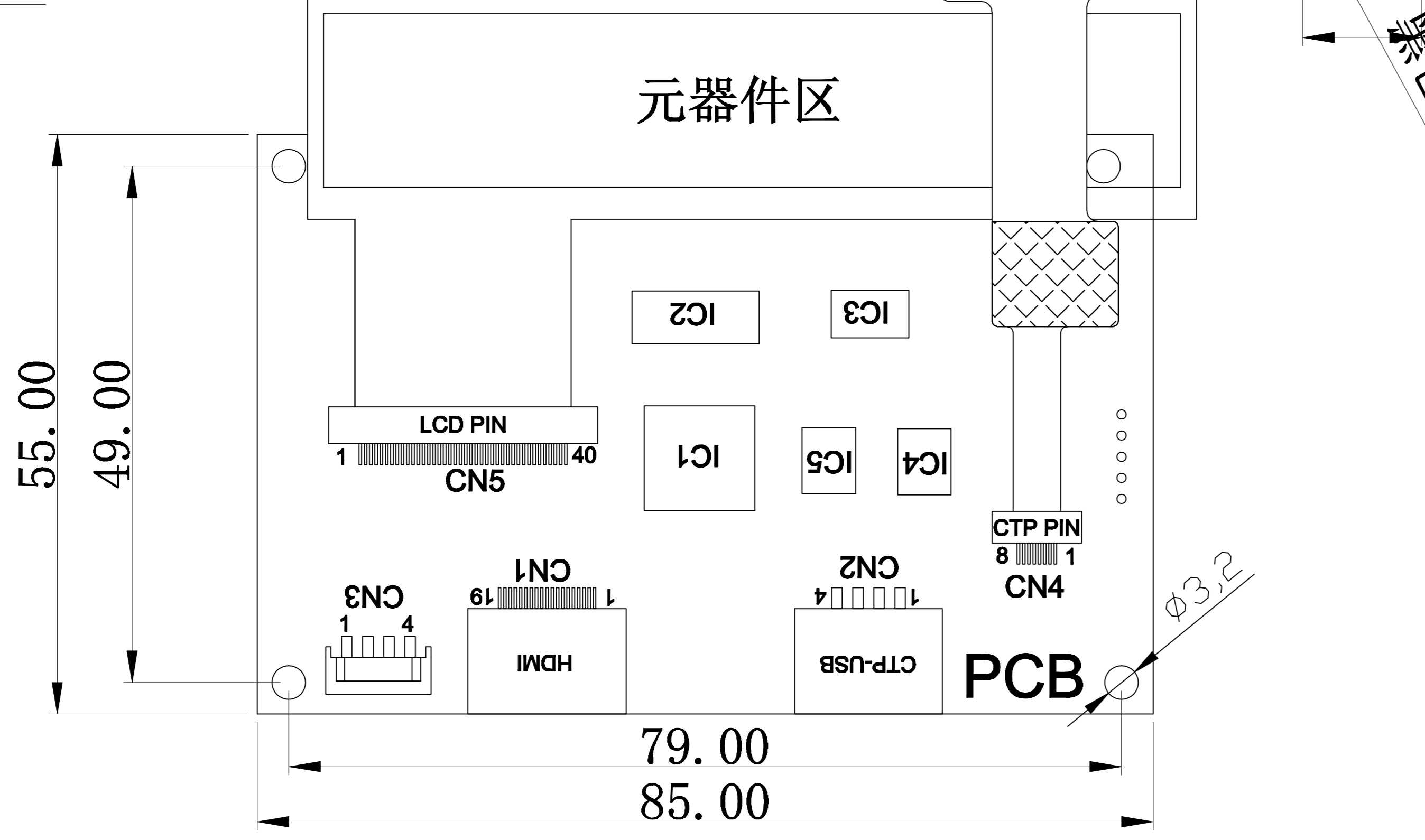
1	GND
2	VDDIO
3	VDD
4	SCL
5	SDA
6	INT
7	RST
8	GND

CN2 (CTP-USB)

1	GND
2	USB-D+
3	USB-D-
4	+5V

CN3 (POWER)

1	+5V
2	+5V
3	GND
4	GND



1.60
8.50 (MAX)

No.	Item	Specification	Unit
1	LCM Design	5.0TFT+CTP+PCBA	-
2	Number of Pixels	800(W)x3(RGB)x480(H)	pixels
3	Active Area	108.60(H)x65.16(V)	mm
4	Outline Dimension	132.72(W)x87.80(H)x8.5(T)	mm
5	Display Mode	IPS	-
6	Viewing Direction	ALL VIEW	-
7	Display Color	16.7M	-
8	Contrast Ratio	500(TYPE)	-
9	Backlight	White LED(6*2)	-
10	Luminance(cd/m2)	400(MIN)	cd/m2
11	Operation Temp.	-20~70 °C	°C
12	Operation Current	350 mA @ 5.0V	mA
13	Interface	HDMI Video and USB Touch	-
14	Download Port	NC	-
15	External Interface	VDD(5.0V) Power Input	-

UNLESS OTHERWISE NOTED:		DRAWING TYPE: HDMI	REV: A0
UNITS	DECIMAL	DRAWING No.: FVD050A140BH1-C01	
	OVER INCLUDING	CHECKED BY: _____ DATE: _____	
MM	0 TO 6 ±0.1 6 TO 30 ±0.2 30 TO 100 ±0.3	THIRD ANGLE PROJECTION	
ANGLES	PLATED THRU HOLES +0.08 -0.03	SCALE 1 : 1 SHEET: 1 OF 1	
±0.5°	NON-PLATED THRU HOLES +0.08 -0.03		

D

C

B

A

A

4

3

2

1